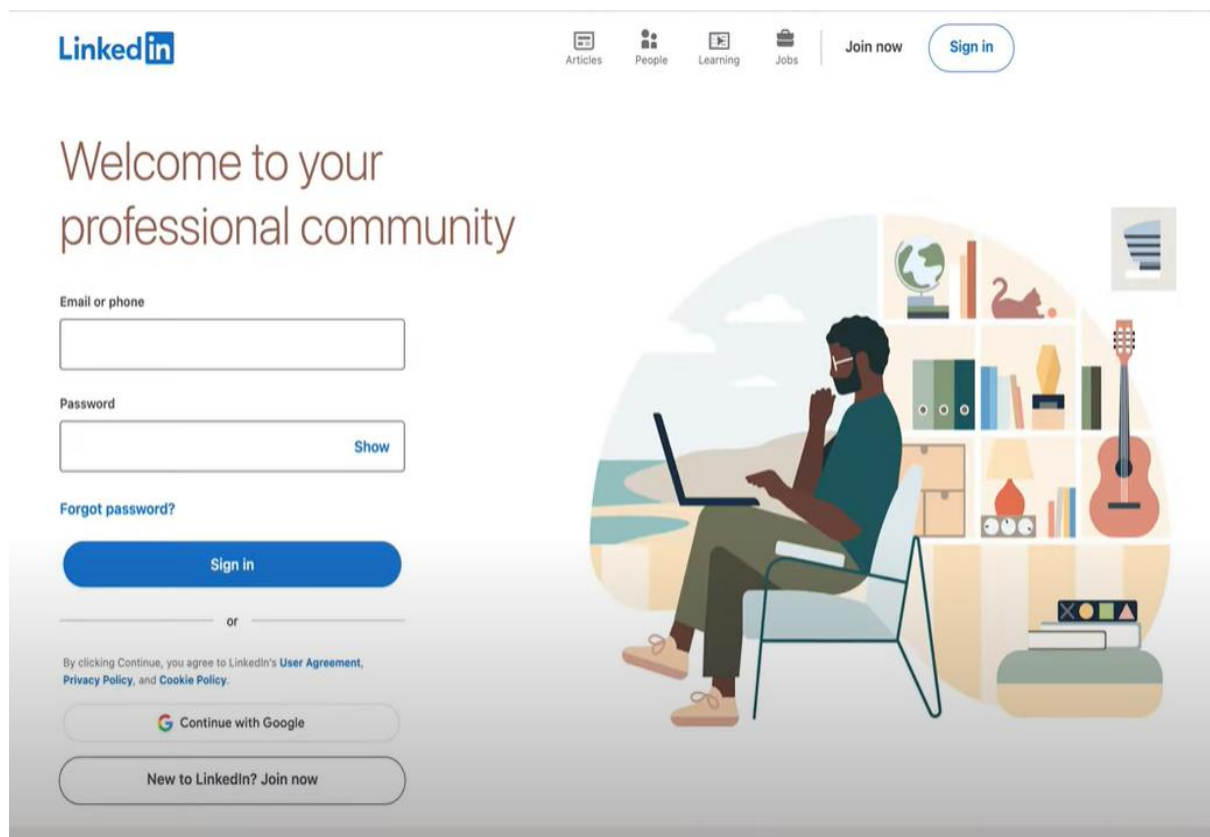


1. General overview and marketing

LinkedIn has become an indispensable platform for professionals in today's digital world, offering a wide range of benefits that contribute to career growth and success. With its plethora of features and functionalities, LinkedIn provides various opportunities for individuals to connect, network, and explore new career prospects. This ebook will explore the multiple benefits of using LinkedIn today.

First Steps



For those who are entirely new to LinkedIn, here are the steps to get started: We will explore all these areas in detail.

1. Sign Up

Visit the LinkedIn website at <https://www.linkedin.com>. Click on the "Join now" button, and you'll be prompted to enter your personal information, such as your name, email address, and password. Follow the prompts to create your account.

2. Create Your Profile

Once you have signed up, you will need to create your Profile. This is your professional identity on LinkedIn, so make sure to include the following:

- A professional profile picture.
- A headline that summarizes your current role or career aspirations.
- A detailed summary of your professional background, skills, and achievements.
- Work experience, including job titles, companies, and responsibilities.
- Educational background.

3. Build Your Network

Start connecting with colleagues, classmates, and other professionals in your industry. You can search for people by name, company, or industry. Send personalized connection requests to grow your network.

4. Engage with Content

LinkedIn is a great platform to share and engage with professional content. Post updates, share articles, and comment on others' posts to stay active and visible in your network.

5. Join Groups

Join LinkedIn groups related to your industry or interests. This is an excellent way to connect with like-minded professionals and stay updated on industry trends.

6. Follow Companies

Follow companies you're interested in to get updates on their activities, job openings, and news. This can also help you stay informed about industry developments.

7. Utilize LinkedIn Learning

LinkedIn offers a learning platform with courses on various professional skills. Use this resource to enhance your skills and stay competitive in your field.

8. Apply for Jobs

LinkedIn has a robust job search feature. You can search for job openings, apply directly through LinkedIn, and set up job alerts to be notified of new opportunities.

By following these steps, you can effectively start using LinkedIn to build your professional network, engage with industry content, and explore career opportunities.



CONTACT US

📞 086 11 111 01

🌐 www.imagnet.co.za

2. The importance of your Profile.

Getting the Most from LinkedIn in 2024



Building an impressive profile on LinkedIn is crucial. It is essential to emphasize your unique skills, experiences, and achievements that align with the changing demands of the professional landscape.

First, consider incorporating keywords and industry-specific terminology relevant to optimizing your Profile for searchability. In this regard, you can use Google Analytics to find the most popular keywords in your field. (This can be more effectively achieved by doing a comprehensive SEO word search—see Imaginet's SEO deals at <https://www.imagnet.co.za/content/marketing/seo-integration.html>.)

IMAGINET ISP

IMAGINET SEO

Professional
Keyword
Search

**CONTACT US
NOW**

086 11 111 01
www.imaginet.co.za

With the rise of remote work and digital collaboration, highlight your proficiency in virtual communication tools and remote work experience to showcase adaptability.

It is essential to realize that LinkedIn profiles have evolved to include multimedia content such as videos and interactive portfolios. Take advantage of these features to showcase your work and stand out. Visual elements can substantially impact and leave a lasting impression on potential employers or clients.



Another facet that needs to be emphasized is that -

In 2024, LinkedIn introduced AI-powered tools that provide personalized content creation and engagement recommendations. Leverage these tools to optimize your LinkedIn strategy and reach a wider audience. Additionally, LinkedIn has incorporated machine learning algorithms to match professionals with relevant job opportunities based on their skills and preferences. Be proactive in updating your job preferences and open to new opportunities that align with your professional goals. Consider utilizing LinkedIn's Skill Assessments to validate and showcase your skills to potential employers.

In addition, LinkedIn has introduced advanced analytics and data visualization tools to help professionals track the performance of their content and engagement. Utilize these tools to gain insights into your audience and refine your LinkedIn strategy.

3. Step-by-step guide to Profile creation



- 1. Choose the Right Profile Picture:** Your profile picture is the first thing people see, so it plays a vital role in forming the initial impression. Select a professional, high-quality photograph where your face is clearly visible. Ensure your picture is recent and portrays you in a manner that aligns with your role or industry.

LinkedIn Profile Photo



Quantity Improvement Solutions

1,858 followers

+ Follow

September 20, 2021

Open Immersive Reader

Why Is an Effective LinkedIn Profile Photo Important?

In a world of commerce now ruled by digital interactions, your profile photo is a chance to remind people that there is a living, breathing human being behind your online persona. Statistics show that LinkedIn members with a photo receive far more engagement: **21 times more profile views and 9 times more connection requests.**

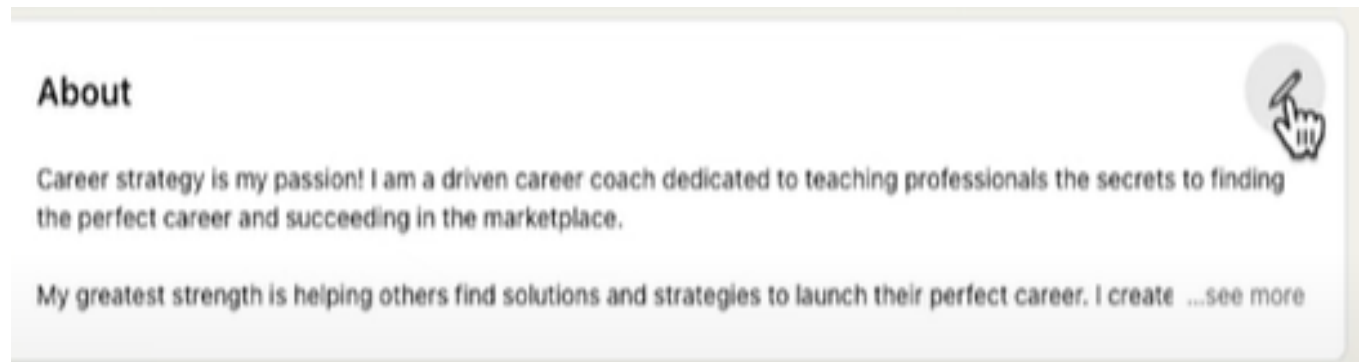
2. Customize Your Headline: LinkedIn default uses your current job title as your headline. But you have the power to customize it. Your headline should be a concise yet impactful representation of your skills and experiences. It should also align with the job you're aspiring for. Think of it as a short, snappy introduction to your professional self.

Here are a few examples- of course, you should customize these headlines to suit your interests and enterprise.

1. "Marketing Specialist | Certified Digital Marketer with 5+ Years of Experience in Online Branding"

2. "Software Engineer | Java & Python Expert | Passionate about Data Science"

3. "Project Manager | Agile & Scrum Certified | Driving High-Impact Tech Projects"
4. "Graphic Designer | Creative Designer Specializing in Digital & Print Design"
5. "HR Professional | People-Oriented Leader | Champion for Employee Engagement"



- 3. Optimize the 'About' Section:** This section should be a brief professional summary about yourself, a sort of elevator pitch. It's your opportunity to tell your story in your own words, highlighting your accomplishments, skills, and career goals. Remember to use relevant **keywords** since LinkedIn's search function relies heavily on them. (contact Imaginet for our advanced keyword sourcing service)
- 4. Detail Your Experience:** Here, you should list all your relevant experiences. In each role, detail your responsibilities, achievements, and skills you've acquired. Don't forget to include any significant projects or team accomplishments and any awards or recognitions you've received.
- 5. Add Skills & Endorsements:** LinkedIn allows you to add up to 50 skills. List your most relevant skills and try to get endorsements from colleagues, managers, and other professionals. This can significantly increase your Profile's

visibility and show potential employers your proficiency in those skills.

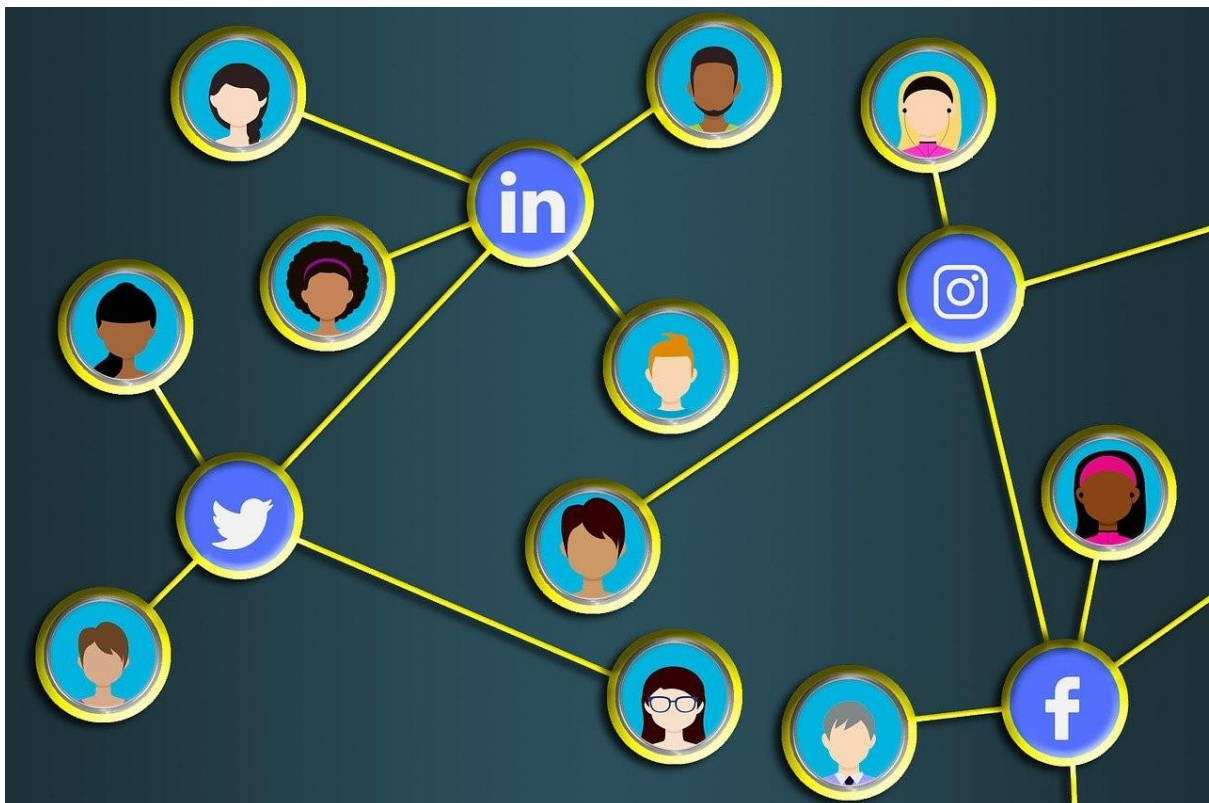
- 6. Ask for Recommendations:** Recommendations from colleagues, managers, or clients can significantly strengthen your Profile. It adds credibility and provides a third-person perspective on your professional abilities.
- 7. Customize Your URL:** LinkedIn provides a default URL for your Profile, but you can (and should) customize it. A customized URL is easier to remember, looks better on a business card or email signature, and enhances your online personal branding. Not sure how to customize your URL?— an excellent article on this issue can be found at Viralspy (<https://viralspy.io/blog/linkedin-url-examples/#:~:text=Examples%20of%20an%20effective%20LinkedIn,%2Fsmith%20consultancy'%20are%20ideal%20examples.>)
- 8. Stay Active:** Keeping your Profile updated is crucial. Regularly update your Profile with new skills, experiences, and achievements. Engage with your connections by posting updates, sharing interesting articles, and commenting on others' posts. This keeps your Profile fresh and shows you're actively engaged in your industry.
- 9. Join Relevant Groups:** LinkedIn groups offer a great platform to connect with like-minded professionals and stay updated with industry trends. Being active in these groups can also increase your visibility on the platform.
- 10. Follow Companies and Influencers:** Follow organizations you admire, are interested in or are relevant to your field. This can give you valuable insights into their culture and operations and keep you informed about job openings. Following influencers, on the other hand, can provide you with industry trends, insights, and inspiration.

11. **Share and Create Content:** Sharing relevant articles or creating content can demonstrate your expertise in your field. It can increase your visibility on the platform, establish you as a thought leader, and even spark meaningful conversations with your connections.
12. **Engage with Your Network:** Building your network isn't just about adding connections - it's about engaging with them. Regularly interact with your connections by liking, commenting, and sharing their posts. This can make you more visible to them and their connections, potentially leading to more opportunities.

Remember, LinkedIn is not a static resume but a dynamic networking platform.

Please make the most of it by regularly updating and engaging with your network.

4. Network Expansion



Expanding your network on LinkedIn in 2024 is essential for staying connected and relevant in the ever-evolving professional world.

In 2024, LinkedIn's algorithm has become more sophisticated, recommending connections based on your professional interests and goals. Take advantage of these personalized recommendations to expand your network strategically.

Additionally, participating in virtual networking events and industry-specific online communities can provide valuable opportunities to connect with like-minded professionals and gain industry insights.

LinkedIn has introduced advanced networking features such as virtual meetups and mentorship programs. Virtual meetings are described as "A meeting which is held by means of either video conferencing or other audio-visual mode."

(<https://www.linkedin.com/pulse/virtual-meeting-sidharth-r-mehta>). Virtual mentorship programs are described in detail in an article on LinkedIn entitled *Mentorship Programs in the Workplace: A Step-by-Step Guide to Setting Them Up*

(<https://www.linkedin.com/pulse/mentorship-programs-workplace-step-by-step-guide-them-langeveld>)

Leverage these features to establish meaningful connections and receive guidance from experienced professionals..



How to expand your network on LinkedIn

If you're looking to expand your network on LinkedIn, there are several crucial steps that you should consider. These steps will help you connect with more professionals and increase your visibility and engagement on the platform.


- 1. Update Your Profile:** The first step is to update your LinkedIn profile thoroughly. It's crucial that your Profile accurately reflects your current professional status, including your present role, the skills you've acquired, and the significant accomplishments you've achieved. Also, be sure to mention any future goals that are closely aligned with

your industry. As noted, this step is crucial because a well-updated and comprehensive profile is more likely to attract potential connections. It acts as your virtual resume and presents a snapshot of your professional journey. So, take your time to make it as detailed and as appealing as possible.

- 2. Connect Directly:** Once your Profile is up-to-date, start establishing connections directly with people you already know, such as colleagues, classmates, and friends. Connection requests on LinkedIn should not be an impersonal click of a button. It's recommended that you personalize your connection request by including a short note. This could be a simple message reminding the person of how you know each other or highlighting something you share. Requests that are personalized in this manner have a higher chance of being accepted because they feel more genuine and thought-out.
- 3. Join LinkedIn Groups:** LinkedIn groups can be an effective platform for meeting people in your industry or those with similar interests. Identify these groups and make it a point to join them. More importantly, actively participate in the discussions within these groups. These conversations can help you connect with new people and showcase your knowledge and passion in your field. It lets you show your expertise and make you a group go-to person.
- 4. Share Regular Updates:** Another good practice is regularly sharing updates and articles related to your field. This could be anything from sharing a recent industry-related article, commenting on someone else's post, or even publishing original content of your own. Taking these actions can significantly increase your visibility on the platform. It helps keep your Profile active and engaging, attracting more people and inspiring them to connect with you.
- 5. Follow Industry Leaders:** One very effective strategy is to follow leaders in your industry. This keeps you updated on the latest industry trends and increases your visibility among their followers. By commenting on their posts or participating in

discussions they start, you can draw attention to your Profile. This increases the chances of like-minded professionals noticing your Profile and connecting with you.

6. Use LinkedIn's 'Alumni Tool': LinkedIn provides a feature known as the 'Alumni Tool'. This tool lets you see where your fellow alums are currently employed, what they do, and where they are based. This could be an excellent way to reconnect with old classmates you may have lost touch with. It also lets you discover potential connections in your desired industry or location.



5. Utilizing LinkedIn's Features

LinkedIn continues to evolve its features to cater to the needs of professionals in 2024. Take advantage of these features to enhance your visibility and engagement. In addition to publishing articles, explore new content formats such as videos, podcasts, and interactive posts to captivate your audience. These multimedia formats allow you to showcase your

expertise and creativity in a more engaging way. Embrace emerging technologies like virtual reality and augmented reality to showcase your work, projects, or prototypes. These immersive experiences can leave a lasting impact on viewers and demonstrate your innovative mindset. Stay informed about LinkedIn's latest feature updates and experiment with them to stand out in a competitive digital landscape.

Stay Updated and Active

Staying updated with industry trends and actively taking part in LinkedIn is crucial in 2024.

Follow influential companies, thought leaders and industry-specific publications to stay informed about the latest advancements and best practices. Engage with your network by sharing relevant content, taking part in discussions, and providing valuable insights.

Regularly update your Profile with new skills, certifications, and accomplishments to reflect your growth and adaptability to the changing professional landscape. In 2024, LinkedIn has introduced microlearning courses and certifications, allowing professionals to upskill and showcase their expertise in specific areas. Take advantage of these opportunities to stay relevant and show your commitment to professional development. Share your knowledge, offer guidance, and contribute to the growth of your professional community. In 2024, LinkedIn has introduced enhanced personalization features that allow you to curate your feed based on your specific interests and preferences. These features ensure you receive the most relevant and valuable content in your feed. Engage with the LinkedIn Learning platform to gain new skills and gain industry-specific knowledge.

Conclusion

In conclusion, LinkedIn remains a powerful tool for professionals to navigate the professional landscape in 2024. By building an impressive profile, expanding your network, utilizing LinkedIn's features, and staying updated and active, you can maximize the benefits of this

platform and position yourself for success in the future.



**FOR ALL YOUR SOCIAL
MEDIA AND SEO
MANAGEMENT NEEDS,
CONTACT IMAGINET**



www.imaginet.co.za

